




## **MGS Karting & MGS Karting Plus**

### **User's Guide for Symbian Series 60 Device**





## Index

Index .....	2
Introduction .....	3
Unlock the demo .....	3
Installation .....	4
Start playing .....	5
Choose a track: .....	7
Choose a kart: .....	8
Choose driver: .....	8
Items .....	8
Bluetooth game .....	10
Making phone calls .....	11
Uninstall .....	11
Credits .....	12



## Introduction

Thank you for playing MGS Karting, the first racing game by Noumena Innovations, and MGS Karting Plus, the upgrade with additional tracks, power-ups and new drivers. Both games were created using the MGS SDK, also from Noumena Innovations.

MGS is a development platform allowing high-performance entertainment titles to be made available for mobile handsets. To obtain the latest version of MGS and find more MGS games, please check out website at:

[www.nmprod.com](http://www.nmprod.com)

Again, thank you for playing MGS Karting and MGS Karting Plus. We at Noumena hope you have as much fun playing the game as we have had creating it!


## Unlock the demo


If you are playing the demo, upon starting the game you will be presented with a screen asking for the registration code. The demo is playable with limited game features: you will only get one kart, one character, and one racetrack.

There are several methods to purchase the full version of the game:

### Purchase on-line:

1. A credit card or other wired transfer method is required.
2. The IMEI code (a 15-digit number) for your cell phone is required. To obtain your IMEI code, dial \*#06# on your phone.
3. Once a purchase is made, the unlock code will arrive by e-mail within 48 hours.





You can purchase MGS Karting and MGS Karting Plus from the following websites:

[www.nmprod.com](http://www.nmprod.com)  
[www.handango.com](http://www.handango.com)  
[www.symbos.com](http://www.symbos.com)  
[www.softwaremarket.com](http://www.softwaremarket.com)  
[www.my-symbian.com](http://www.my-symbian.com)

### **Purchase in retail shops**

Only available in the People's Republic of China at present.

Please go to any dealer shop and ask for MGS software.

### **Unlock the demo**

Once you have purchased the game and received the unlock code, simply enter it in the registration screen and you now have the full version of the game!

*Important: Please keep the registration code in a safe place because if you want reinstall the game you will be asked to enter that code again.*

## **Installation**


MGS Karting and MGS Karting Plus are games created using the MGS Mobile game engine, thus it requires the MGS console to run. If you do not have MGS installed, you can download the latest version from [www.nmprod.com](http://www.nmprod.com).

*Note: MGS Karting requires MGS version 1.9 or later while MGS Karting Plus requires MGS version 1.96 or later. If you have an older version of MGS, you will need to update it before playing MGS Karting Plus.*

To install MGS Karting and MGS Karting Plus:

1. Send the karting file (e.g. file name MGSKarting.sis) and MGS (e.g. MGS.sis)





- to your phone using Bluetooth or infrared.
2. You will receive a message notifying that your files have been received. Open these messages and choose install.
3. Upon successful installation of the files, you will find the MGS icon **M** on your application list. Open MGS and choose MGS Karting or MGS Karting Plus to play!

*Note: the MGS and the game can be installed in your phone memory or the MMC card, but they must be installed in the same place.*

## Start playing

### Navigating game menus

You can use these keys to navigate all of the menus in MGS Karting Plus:

**NEXT (left soft)** key. Mostly used in the game to advance to the next menu. Or otherwise indicated by on-screen instructions.

**BACK (right soft)** key. Mostly used in the game to go back to the previous menu. Or otherwise indicated by on-screen instructions.

**Navigation Pad:** The joystick is used to navigate menu items. Press the joystick to activate the selected item.


### Start a race!

MGS Karting Plus offers many game modes, such as Tournaments, Extreme Tournaments, Bluetooth battles and so on. For now, let's just jump into the race the quickest way there is: Enter a Quick race!

To start a Quick race:

1. From the Main Menu: Choose **START**.
2. You will now enter the Game Selection Menu. From this menu, choose **QUICK RACE**.





3. A Quick race will immediately throw you into a race with your kart, driver, and track randomly chosen. Now pause the game by pressing the **BACK (right soft)** key and read the next section on how to control your kart.

### Controlling your kart

MGS Karting Plus for Series 60 has six control themes for different devices. Four left-handed and two right-handed versions of control themes are provided.

To change the control theme of the game:

1. From the **MAIN MENU**, use the joystick and select **OPTIONS**.
2. From the **OPTIONS** menu, under **CONTROL**, you will see six button layouts: **NO.1** to **NO.6**.
3. Select the control theme you would like to use for the game.

### Tournament Games

You probably have finished your first race by now. You can now try all of the game modes. Once you have some experience and feeling of the game, we would recommend you to enter a tournament race, where you will compete for Tournament cups in a series of challenging races.


In MGS Karting and MGS Karting Plus, there are two Tournaments: The MGS Tournament and the Extreme Tournament.

In both tournaments, your goal is to be ranked #1 and win the cup. Each cup consists of several tracks. Upon finishing each race, you will be given a certain amount of points based on your performance. At the end of all the races, the driver with the most points wins the cup. If you win all of the cups, you will be the winner of the Tournament!

### MGS Tournament

MGS tournament is the normal tournament. You race against seven other opponents for





each tournament cup.

## Extreme Tournament

Extreme tournament is, you guessed it: EXTREME. You are allowed to use weapons of all sorts to beat your opponents to the finish line. This is the only place where the characters' **LUCK** rating comes into play.

To demonstrate how to play a tournament, we will enter MGS tournament now:

1. From the Main Menu, choose **START GAME**.
2. From the Game Selection Menu, choose **New Tournament**.
3. You're now in the Cup Selection Menu. Choose the Pharaoh cup.
4. You are now in the Kart Selection Menu. Browse through all the kart and see how each of them has a different performance rating in: Maximum speed, Acceleration, and Handling. Choose a kart and select **NEXT**.
5. You are now in the Driver Selection Menu. Browse through all the drivers, pay attention to each of their ability ratings (For more information on each character, please see the **Characters** section of this manual). Choose a Driver, when you click on **NEXT**, the race begins!
6. After the race, you will be debriefed on the current standings of the cup based on the results of the race.

***Important:** Once a kart and driver have been chosen, you cannot change them during the duration of the tournament.*

## Choose a track:

You can choose a track for a single extreme race or a single time attack race. Use LEFT or RIGHT arrow key to select the track and use UP or DOWN arrow key to select the number of laps.

In MGS Karting Plus, four additional tracks



are available.

## Choose a kart:

After you have decided the race to enter, you will be allowed to choose a kart for your next race. There are six different karts in MGS Karting, each with different performance ratings.

**Maximum speed:** Maximum top speed of the kart.

**Acceleration:** Acceleration rate of the kart.

**Handling:** Turning rate of the kart.

**Brake:** How fast the kart is able to stop.

## Choose driver:

After you have chosen a kart for the next race, the next step would be to choose a driver. There are eight characters to choose from. Each of these characters has different ratings that will affect how your kart performs in the race. In MGS Karting Plus, two new drivers: Alex Zhu and Roly will replace two drivers in MGS Karting.

**Weight:** How much the character weighs, the heavier the driver the slower the maximum speed.


**Bravery:** Brave characters are able to accelerate their karts faster.

**Power:** Power of the character determines how hard he can turn his kart.


**Luck:** Characters with a better luck rating are more likely to get powerful items in MGS Extreme racing. Luck has no effect in time trial races.

## Items


If you ever get tired of the normal races, then enter MGS Extreme Tournament. In







extreme tournament tracks, you will be allowed to pick up special items and use them to your advantage: turbo boost your kart, drop a banana peel on the track, or fire a missile in their behind, you are encouraged to do what ever it takes to win.

Whenever you encounter this item  on the racetrack, running over it before someone else will allow you to pick up the item stored within. What item you obtain is determined by your luck: Each character has a different lucky modifier. If you plan to rely on items to win, then choosing a lucky character would be wise.

Only one item is allowed at any given time. Once you have an item you will see its icon in the lower-left corner of the screen. You can press the **Action (left soft)** key to use the item. If you pick up another item before using the one you currently own, the new item will replace the old one.

Each item has a slightly different way to use, for example the banana is dropped on the ground, the missile is fired upwards and aimed at the nearest target. To learn to use each item effectively, the best way is to practice and only with experience these items will become truly lethal.

#### Items in MGS Extreme Tournament:



**Banana:** Even those unlucky can obtain a banana. Banana is dropped to the ground and anyone who runs over it will lose control of his kart for a short while and spins.





**Batteries:** Using a battery will boost the maximum speed of your car for five seconds, useful if you need that extra boost to beat your opponent to the finish line. Batteries are quite commonly found on racetracks around the world.





**Missile:** If you can't beat him then shoot him. A missile will send your target into an uncontrollable spin. A missile is a common offensive weapon used by kart drivers.







 **Star Mace:** Star mace is a cunning invention. It rotates around your kart and knocks everybody close in enough out of the way. You will need some luck to find this one.


 **Armor:** Makes you invincible to all offensive items for 10 seconds, and anyone you run into will be knocked out of the way. Armor is super powerful and you will need some super luck to get one.


 **Shrink Missile:** Hurt your opponents with style, shrink missile will shrink your opponent into tiny beings that they lose 20% of their speed for 10 seconds. Shrink guns uses state of the art technology and is quite hard to find.

 **Missile pod:** Works just like a missile but this pod fires 7 missiles instead of one, hurting everyone on the racetrack except you.

 **Shrink pod:** Fires seven shrinking missiles aimed at everyone on the racetrack. It's good to be bigger than everyone else!

#### Extra Items in MGS Karting Plus Extreme Tournament:


 **Advanced Morning Star:** Not only can you knock your opponents, you can also leave it on the ground to trip them up.

 **Time Bomb:** It will automatically count down from 20 seconds after it is picked up. However, the bomb can be passed to other players by making contact with them.

## Bluetooth game

If you are lucky in enough to have a friend who also has a Symbian handset such as Nokia 7650/3650/3660/6600/7610 or Sony Ericsson P800/P900/P910 or Siemens SX-1, then your fun has just doubled because you can race against your friend!





To play a Bluetooth game, you or your friends must have at least a full version of the game. The demo version allows a player to join a Bluetooth competition, but not to host one.

To play a Bluetooth game:

1. From the Main Menu, choose **START**.
2. From the Game Selection Menu, choose **Bluetooth Game**.
3. Now you and your friend will decide who would be the server. The sever should select **Host Game** and the other phone should choose **Join Game**.
4. After **Host** selects track, his car and driver, then "Waiting for client" will appear on the screen. The **Join** player should not start the game until the **Host** receives that message.
5. Give the Bluetooth port a few seconds to connect, and then you can challenge each other!
6. Only single race mode is supported in this version of the game, you cannot play Tournament games in Bluetooth mode.

## Making phone calls


If you need to make a phone call (or answer one) in the middle of the game, simply do so; the game will be paused until you are done.

If you need to do some other things in the middle of a game, such as sending a SMS message, you can leave the game and tend to your task. Once you are done you will return to where you have left off.

## Uninstall

To remove the game from your phone's memory, go to **Tools/Manager**, select **MGS Karting/Karting Plus** and choose **REMOVE**.





## Credits

MGS Karting and MGS Karting Plus for  
Series 60

Copyright © Noumena Innovations Ltd.

MGS Karting and MGS Karting Plus are  
produced by:

**Noumena Productions**

Game Design:

**Xin Pang, Bruce Hsu, Pengpeng Yan**

Programming:

**Xin Pang and Pengpeng Yan**

Art:

**Bruce Hsu**

Music and Sound FX:

**William York**

Level Design:

**Pengpeng Yan**

**Xin Pang**

Documentation:

**Bruce Hsu**

Website by:

**Mars Ma**

Beta testing by:

**Noumena team and friends**



Thanks for playing MGS Karting and MGS Karting Plus!!!

Both games are created by:

